


Lil's Baqiya, Keshav Nagar Kanpur

Summer Holiday Homework

Name : _____

Class : _____

Roll No. : _____



Lil's Bagiya, Kanpur

Summer Vacation Activities

Class- II

*Little homework, easy to be done, Lesser studies and lots of fun,
Playing and talking and watching videos, Fun continues till we meet soon !!!*

Dear Parents,

Vacation is a welcome break! So why not utilize this golden period for something different. Gear up and utilize your time in the best possible manner. Go ahead with some unique fun activities with your kids. Let's cheer for the 3R's- Rejuvenation, Relaxation and Rebonding !

Some tips to make this summer vacation different: -

- Encourage your child to wake up early to see the rising sun.
- Show them different type of plants and animals through animated videos to enhance their knowledge.
- Keep his/her evening lively and interesting with indoor sports.
- Encourage your ward to eat healthy food.
- Spend quality time with your child.
- Have a **bedtime story** session with your ward!
- Converse in English with your child.
- Stay hydrated.
- Ask your child to wash his/her hands frequently.
- Teach your child to dress-up smartly.
- Involve you child in household chores like dusting, watering the plants, laying dinner table and so on.

Have a happy, healthy & fun packed vacation!!!!



Summertime, summertime, Let's go out and play.

Time for fun, and lots of sun.

I love this kind of day!



Summertime, summertime, Swimming to stay cool.

Pillow fights, and late night bites.

An awesome break from school!


Summer Vacation is a time full of fun games and activities. With that there are a lot of other things which you can do. For that we have planned some interesting work to make your summer full of creativity. So, go ahead and enjoy your summer break.

GUIDELINES FOR HOLIDAY HOMEWORK

- Holiday homework has to be done under the parental guidance.
- It must be done in a very neat and presentable manner.
- Revise the work done in the month of April and May for all subjects.
- Make your own time table to organize your daily routine like watching television, playing with friends, studying etc.
- Watch informative channels like Discovery kids, Animal Planet, YouTube Kids etc. to enhance your knowledge.
- Converse in English with your parent.
- Holiday Homework should be submitted in a folder by 4th July (Thursday). It must be labelled properly with the name, class and roll number of the child.

Looking forward to see you soon.

HAPPY HOLIDAYS!



Lil's Bagiya

HOLIDAY HOMEWORK

CLASS – II

| Subject | Holiday Work |
|-----------------|--|
| Hindi | Learn Unit Test – I Syllabus Do one page Handwriting daily. Do the given worksheet. |
| English | Read and learn Poem 'I'd Love to be a Fairy Child' Learn Ch – 1 and 2 Do one page Writing (Page No. 8 to 20) Do the given worksheets Practice of Unit Test-1 Syllabus |
| Maths | Do Practice Unit test – I Syllabus Solve the given worksheets. Do Page No. 4,18,20,21,22,27,28,30,31,39,43,37 Learn table till 10 |
| Science | Read Chapter 2 and 3 Learn Ques – Ans of Ch – 2 and 3 and exercise for Unit Test Activity – make a chart of internal organs and write where its is located |
| S.St | Read and learn Ch – 1 and 4 Do Page no. 40 and 41 in book. |
| Computer | Read and Learn Ch – 1 and 2 Do the given worksheets. |

English

Activity1. Watching movies is always fun!!!

Children's cognitive abilities, logical and reasoning skills, imagination, and language are all improved by watching animated movies.


So, children can enjoy the following animated movies during the Summer Break:

1. Zafari

<https://youtu.be/vN4IigvdTF0>

2. The Lion and the Rabbit

<https://youtu.be/Q8B7dKfUDjc>



Activity2. “As exercise is to the body, reading is to the intellect.”


Reading aids in the development of early literacy abilities and helps a kid get familiar with sounds, words, and language. Along with encouraging children's imagination and stimulating their curiosity, they also learn to value books and stories.

So, children can have a fun filled reading of following story books or any book of their choice.


Stories:1. The Best of Akbar and Birbal

2. The Monkey and The Crocodile

3. The Brahmin's Gift



Activity3. Read the passage and answer the questions from the passage.



Just then a mosquito went round and round the elephant's head. The poor elephant was so afraid that he tried to hit the mosquito with his trunk. He cried, "If the mosquito goes into my ear it will hurt me!" On hearing these words the lion laughed loudly. "How can a mosquito hurt the elephant, just think about it." Ha! Ha! Ha!

Fill in the blanks to match the story.

1. Just then a m_____ went round and round the elephant's head.
2. He tried to hit the mosquito with his t_____.
3. If the mosquito goes into my e_____. it will hurt me!
4. How can a mosquito hurt the elephant, just t_____ about it.

Activity 4. Look at the picture and write 7-8 sentences about it.



1. _____
2. _____
3. _____
4. _____
5. _____
6. _____
7. _____
8. _____
9. _____

Activity5. Reorder the mixed-up words to make meaningful sentences.



like cheese Mice eating



go to I school bus by



so Jets fast are



taste Lemon a sour has



swim Penguins can

Activity6. Fill in the blanks using is, are or am.

1. We _____ scared.



2. He _____ in the garden.



3. I _____ drawing shapes.



4. They _____ riding their bikes.



5. She _____ a nurse.



6. You _____ a smart boy.



7. I _____ sleepy.



8. The girls _____ hungry.



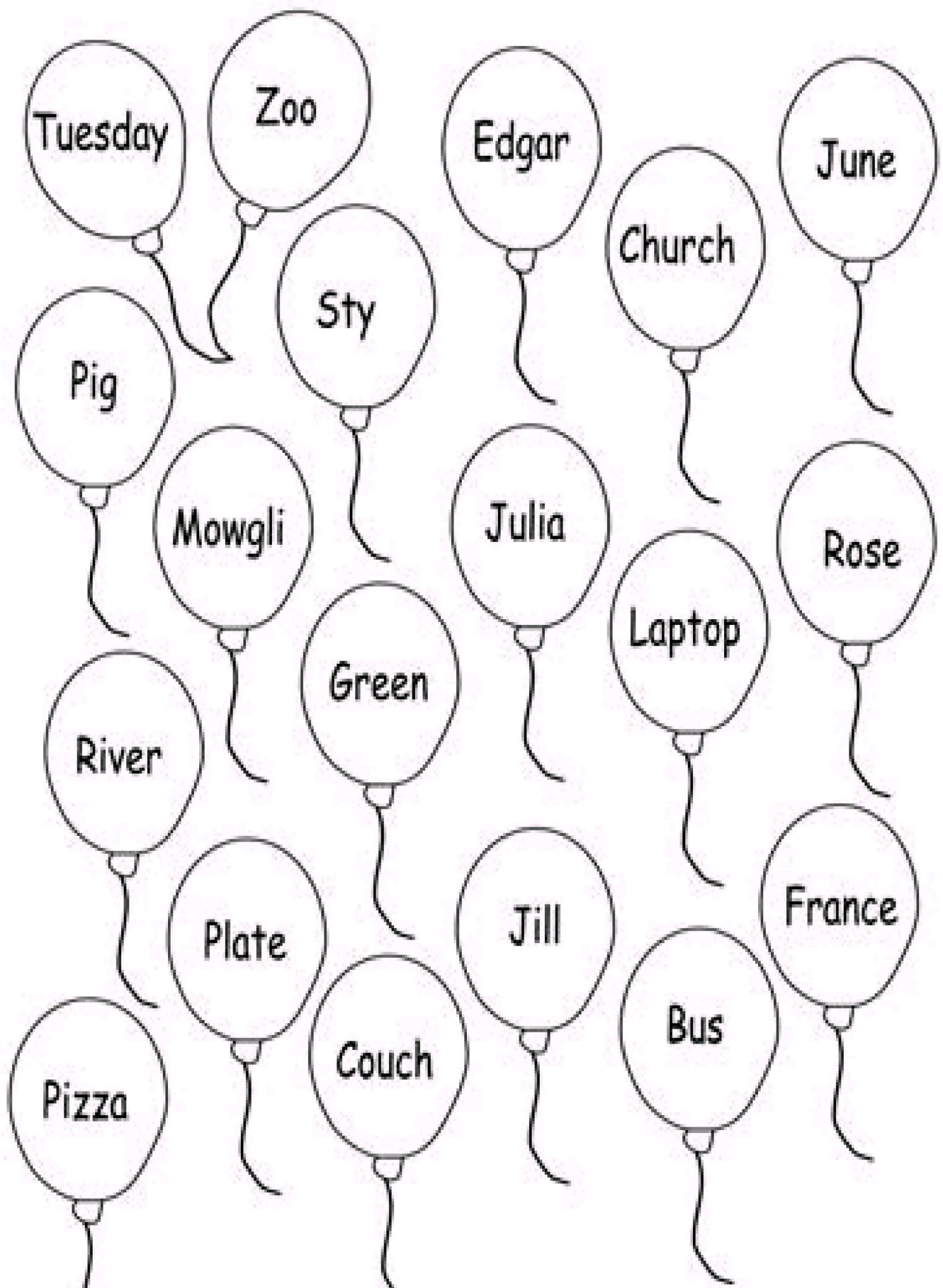
9. Tom and I _____ scientist.



10. It _____ sad.



Activity 7. Colour the balloons in red with common nouns and yellow with proper nouns.



हिंदी



गतिविधि - 1

क्रिया शब्द पढ़िए व सही चित्र के नीचे लिखिए :-

| रोना | बुनना | गाना | तोड़ना |
|---|---|--|---|
|  |  |  |  |
| <input type="text"/> | <input type="text"/> | <input type="text"/> | <input type="text"/> |

*चित्र देखिए और इनमें होने वाले क्रिया शब्द को सही रूप में लिखिए:



(क) पेड़ से पत्ते _____ हैं।



(ख) सोहन दूध _____ है।



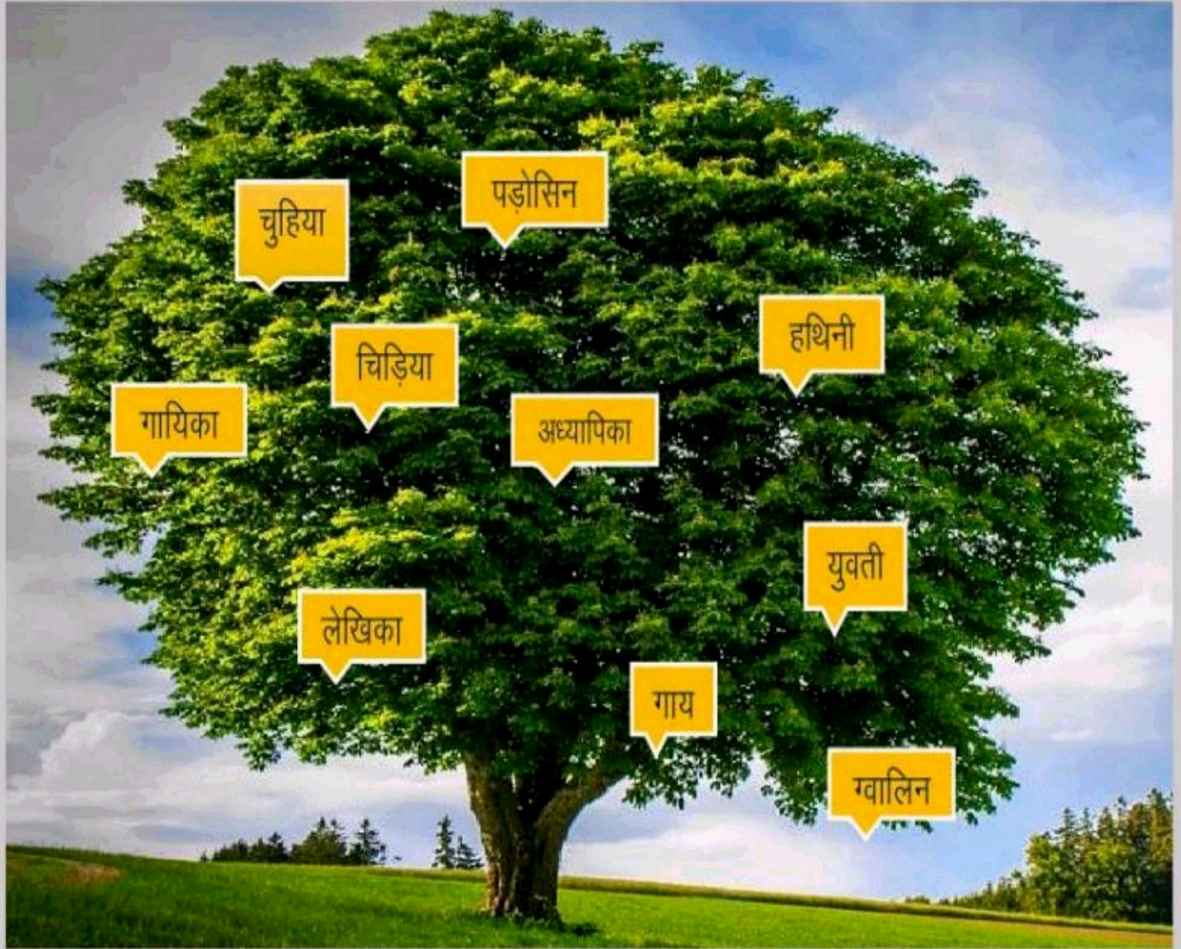
(ग) नदी का पानी _____ रहा है।



(घ) बच्चे रस्सी _____ रहे हैं।

गतिविधि-2

पेड़ पर स्त्रीलिंग शब्द लटके हुए हैं आप उन्हें ढूँढकर पुल्लिंग के सामने लिखें:-



क. हाथी

च. ग्वाला

ख. गायक

छ. पड़ोसी

ग. बैल

ज. युवक

घ. अध्यापक

झ. लेखक

ङ. चिड़ा

ञ. चूहा

गतिविधि -3

चित्र देखकर सही उत्तर चुनकर लिखिए :



पतंग

गुब्बारा

लड़कियाँ

इन्द्रधनुष

लड़के

रंग-बिरंगे

1. आसमान में सुंदर दिखाई दे रहा है ।
2. एक लड़की उड़ा रही है ।
3. दो रेत से खेल रही हैं और उनके पास गेंद हैं ।
4. नीली कमीज़ पहनी लड़की के हाथ में पीला है ।
5. दो गेंद से खेल रहे हैं ।

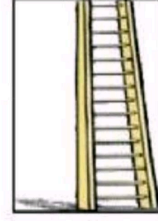


गतिविधि -4

निम्नलिखित शब्दों में से शुद्ध रूप को गोला लगाएँ :-

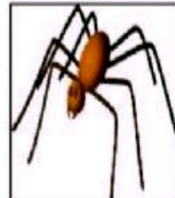


| शब्द | शब्द | शब्द |
|----------|----------|----------|
| आनंद | आनांद | अनंद |
| पारिवार | परिवारा | परिवार |
| गड़ी | गाड़ी | गाडी |
| चुहिया | चुहुया | चूहिया |
| बसता | बास्ता | बस्ता |
| बक्चा | बच्चा | बचा |
| त्योहार | त्योहात | त्यौहार |
| शिक्ष | शिक्षा | शीक्ष |
| रेलगाड़ी | रेल्गादि | रैलगाड़ी |
| दवाईयाँ | दवाइयाँ | द्वाईया |

गतिविधि -5

आओ बच्चों शब्द पहली खेलें। दिए गए चित्रों को देखकर उनके नाम खोजकर गोला लगाएँ:-



| | | | | | | |
|-----|----|-----|----|----|----|-----|
| सि | पा | ही | ज | प | पी | ता |
| क | ग | रा | नी | ब | ला | उ |
| सी | ढी | ज | ढ | ध | ड | जी |
| टी | ठ | म | ग | र | म | भ |
| छ | द | क | भ | ती | र | म |
| ल | क | ड़ी | ज | प | न | घ |
| क्ष | ली | फ | रे | ल | गा | ड़ी |



गतिविधि -6

दिए गए शब्दों से वाक्य बनाओ :--

क. चिड़िया--

| |
|--|
| |
| |

ख. सूरज-

| |
|--|
| |
| |

ग. नदी-

| |
|--|
| |
| |

घ. जंगल -

| |
|--|
| |
| |

ड. मोर -

| |
|--|
| |
| |

च. उपवन -

| |
|--|
| |
| |

लिल्स बगिया स्कूल

कार्य प्रपत्र -

कक्षा - २


१. शब्दों के नाम पूरे कीजिए-

(क)  वर्षा

(ख)  सूर्य

(ग)  डम


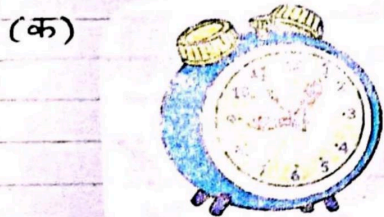
(घ)  दपण

२. अंकों के सही नाम पर  बनाइए-


(क) १७ - सतरह / सत्रह (ख) ८ - नौ / नो

(ग) १५ - पंद्रह / पंदेह (घ) ११ - ग्यारह / गियारह

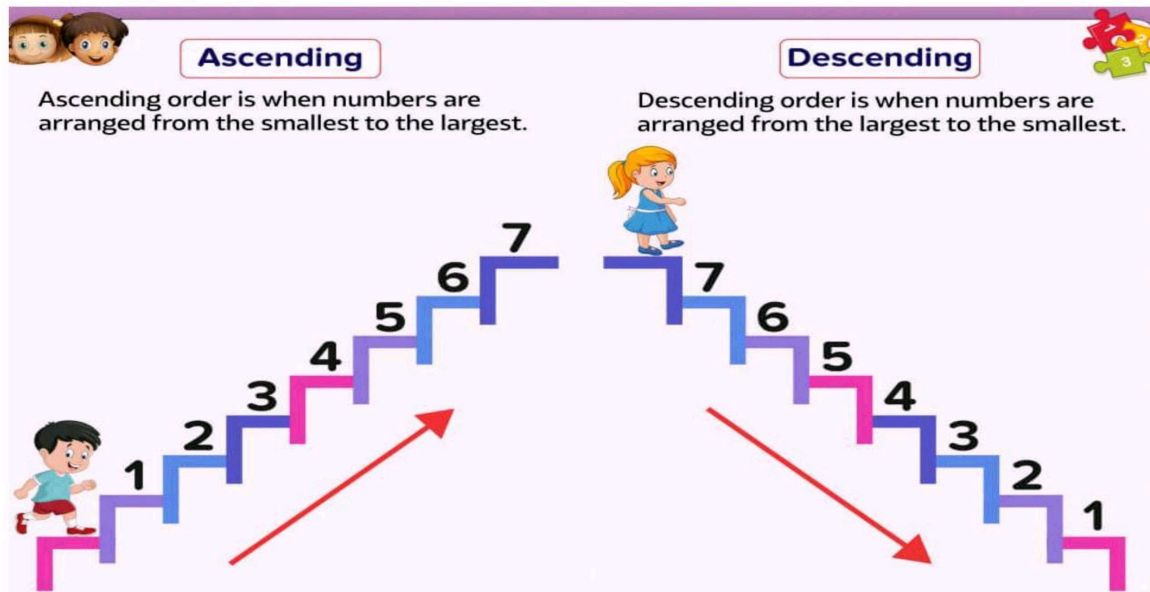
३. दिए गए चित्रों की हवनियाँ लिखिए-



४. चित्र के आधार पर कहानी लेखन लिखें तथा कहानी का शीर्षक भी लिखें-



Activity 3- Arrange the numbers in Ascending and Descending order in the blanks given below:-



1. 123, 146, 203, 103

AO _____

DO _____

2. 321, 216, 178, 200

AO _____

DO _____

3. 303, 128, 491, 212

AO _____

DO _____

4. 600, 528, 305, 434

AO _____

DO _____

Activity- 5 Find the sum.

$$\begin{array}{r} 39 \\ + 35 \\ \hline \end{array}$$

$$\begin{array}{r} 18 \\ + 63 \\ \hline \end{array}$$

$$\begin{array}{r} 86 \\ + 14 \\ \hline \end{array}$$

$$\begin{array}{r} 39 \\ + 89 \\ \hline \end{array}$$

$$\begin{array}{r} 56 \\ + 35 \\ \hline \end{array}$$

$$\begin{array}{r} 64 \\ + 9 \\ \hline \end{array}$$

$$\begin{array}{r} 23 \\ + 58 \\ \hline \end{array}$$


$$\begin{array}{r} 77 \\ + 84 \\ \hline \end{array}$$

$$\begin{array}{r} 96 \\ + 9 \\ \hline \end{array}$$

$$\begin{array}{r} 56 \\ + 26 \\ \hline \end{array}$$



$$\begin{array}{r} 49 \\ + 54 \\ \hline \end{array}$$



$$\begin{array}{r} 86 \\ + 5 \\ \hline \end{array}$$

Activity- 6 What comes just before, after and between the given numbers.



HTO

1 0 3

2 2 0

7

1 0 1

HTO

8 8

3 3 9

4 4 0

HTO

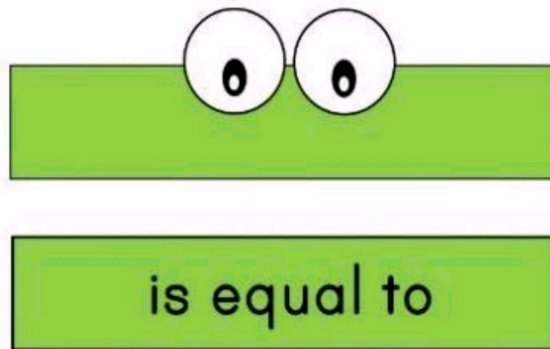

1 0 5

2 2 2

9

1 0 3

Activity 7 Compare the numbers by putting the sign of greater than (>), less than (<) or equal to (=):-



68 ○ **66**

45 ○ **54**

56 ○ **65**

66 ○ **76**

70 ○ **70**

52 ○ **95**

104 ○ **123**

338 ○ **225**

421 ○ **421**

220 ○ **300**

Activity- 8 Maths Project (Roll no-11 to 15) students will do to this project.

Learning shapes with bird houses



- Create beautiful bird houses on A-4 size white coloured sheet using different shapes (Refer to the picture given above) and get it laminated.
- Practice formations daily in your rough notebook.

Environmental Studies

Activity-1 Enjoy the story by clicking on the given link:-

<https://youtu.be/-IBAUpwjLI>

Activity- 2 Identify different parts of the body in the grid given below and encircle them.



HAND



MOUTH



EYES



ARM



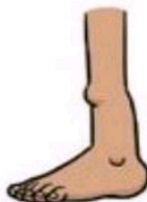
EAR



FOOT



HEAD



LEG



BODY

| | | | | | | | | | |
|---|---|---|---|---|---|---|---|---|---|
| O | V | X | E | Y | E | S | R | Z | V |
| J | U | X | T | W | K | V | H | G | W |
| L | E | W | F | O | O | T | D | N | M |
| S | Z | E | Y | E | H | F | B | O | X |
| H | H | E | H | A | N | D | J | S | L |
| U | H | P | P | R | V | Y | Y | E | M |
| M | E | D | C | C | T | X | J | C | B |
| I | A | R | M | G | B | J | I | G | O |
| T | D | M | M | O | U | T | H | I | D |
| J | E | G | O | L | E | G | E | D | Y |



NOSE

Activity-4 Ev.S project **Your diet is a bank account. Good food choices are good investments, so show your investment in the guided way.**

Material Required:-

- Chart paper of any colour
- Glue stick
- Cutouts of fruits, grains, proteins, vegetables

Reference Image:-



Activity-5 Make this Father's day a very special one by treating your father with sweet treat-Bread Chumchum. (take your mother's help to make it)

Ingredients for the recipe

Father's Day

- Bread slices- 4
- Fresh cream- 3 to 4 tablespoon in small container
- Rose syrup- 1 small bowl
- Chopped almonds-1 to 2 spoon
- Chopped pista- 1 to 2 spoon
- Desiccated coconut- 1 small bowl

Recipe

- In a bowl put fresh cream 2 tablespoon, chopped pista 1 teaspoon, chopped almonds 1 teaspoon.
- Mix them well.
- Cut bread into circles.
- Apply cream mixture on one bread slice and cover it with another bread circle.
- Now dip it in rose syrup.
- Coat with desiccated coconut.
- Garnish with Pista.

Reference image

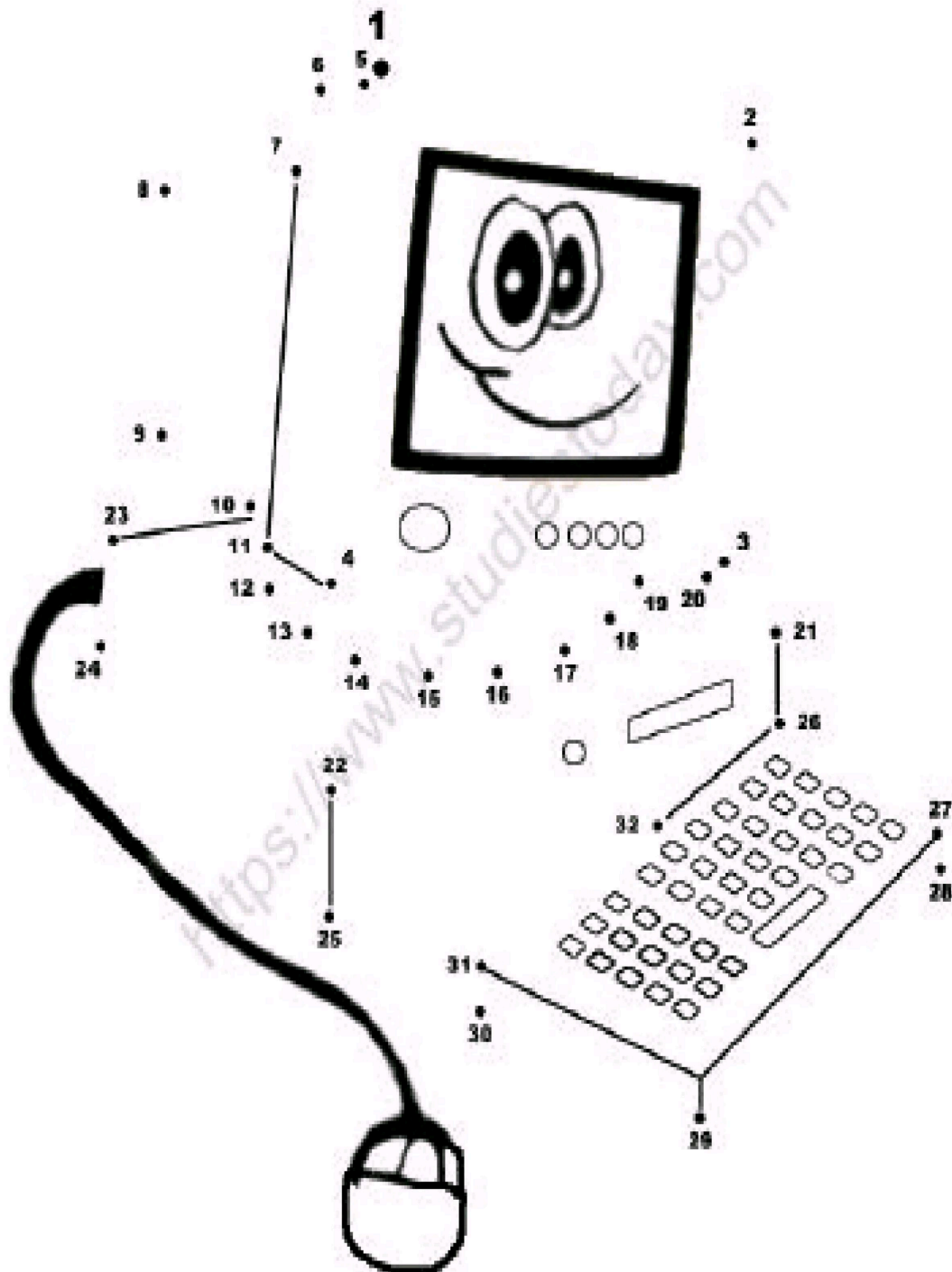


Note- Do reading practice of L-1 and L-2

INFORMATION TECHNOLOGY

Activity-1:

Join the dots to draw a computer, colour beautifully and label its various parts.



LIL'S BAGIYA PRE SCHOOL
HOLIDAY WORKSHEET
SUBJECT- ENGLISH LANGUAGE
CLASS- 2

I. Punctuate the following sentences

1. monday is the first day of the week

2. _____
is London the capital of England

3. _____
udit has a big school bag

4. _____
are the rooms clean

II. Rearrange the jumbled words to form meaningful sentences:

1. going / home / Sohan / is

2. _____
broke / Misha / glass / the

3. _____
sweet / songs / she / sings

4. _____
Ms.Garima / teaches / English/ us

5. _____
the / students / race / ran / a

III. Fill in the blanks with is, am or are :

1. Monali and Nivedita _____going to school.

2. Sam and Liza _____ best friends.

3. Danish _____not well.

4. Ms.Namita _____ a good dancer.

5. I _____ reading a book.

IV. Fill in the blanks using a , an or the:

1. _____ man is riding a bicycle outside our house.

2. Mr.Sharma is _____ famous artist.

3. _____ ass is making noise.

4. This is _____ book I bought yesterday.

5. Suresh is _____ honest man.

6. _____ sun rises from _____ east.

7. _____ earth is round.

V. Look at the picture carefully and complete the sentences



1. The brown dog _____

2. The woman _____

3. The boy _____

4. The boys _____

5. The boy _____

6. The girls _____

LIL'S BAGIYA PRE SCHOOL
HOLIDAY WORKSHEET
SUBJECT- MATHS
CLASS- 2

I. Fill in the blanks with correct counting rule-

1. 35 , 40 , 45 , _____ , _____ , _____ , _____
2. 63 , 65 , 67 , _____ , _____ , _____ , _____
3. 114 , 109 , 104 , _____ , _____ , _____ , _____
4. 77 , 74 , 71 , _____ , _____ , _____ , _____
5. 128 , 129 , 130 , _____ , _____ , _____ , _____

II. Compare the given numbers using <, >, =

- 250 _____ 205
- 167 _____ 761
- 333 _____ 333
- 320 _____ 203
- 441 _____ 114

III. Form the smallest and the greatest number using the given digits

a. 7, 4 ,2

Smallest number _____

Greatest number _____

b. 6 , 3 , 7

Smallest number _____

Greatest number _____

IV. Write the name of the shapes:

1. A shape is like an egg is called _____
2. A shape has three sides and three corners _____
3. A shape has four equal sides and four corners _____

V. Arrange in column and add it:

1. $240 + 147$
2. $131 + 169$
3. $112 + 439$

VI. Arrange in column and subtract it:

1. $754 - 248$
2. $463 - 147$
3. $229 - 194$

VII. Write the product of these numbers

1. $80 \times 7 =$ _____
2. $47 \times 4 =$ _____
3. $52 \times 1 =$ _____

VIII. Divide it :

1. $16 \div 8 =$
2. $24 \div 6 =$
3. $36 \div 9 =$

IX. Count and colour the shapes of given instructions

