

Lil's Baqiya, Keshav Nagar Kanpur


Summer Holiday Homework

Name : _____

Class : _____


Roll No. : _____





Lil's Baqiya, Keshav Nagar Kanpur
Holiday Homework
Class- 3

Happy Holidays to all!



Summertime is always the best of what might be. It brings with it ever-smiling sun, ice-creams, shakes and lots of fun. Summer Vacation is a time for fun and frolic and an opportunity to bring you some constructive activities to enhance your learning process.

Keeping in mind that learning is a joyful experience, the school this year has designed special tasks to be completed during the vacations and learn that time is precious and, moments such as these will fleet past quickly.

Go ahead, create wonderful memories. Do remember to complete the given tasks after reading them carefully. Ensure that your work is neat, presentable, innovative and conforms to the guidelines.



Lil's Bagiya

HOLIDAY HOMEWORK

CLASS – III

Subject	Holiday Work
Hindi Lit.	Learn Chapter 1 to 3 Do one page Handwriting daily.
Hindi Lang.	Fill Page No. 3,4,5 and 6 in workbook. Do the given worksheet. Learn Unit – I Syllabus
English Lit.	Read and Learn Chapter 1 and 2 Poem [Halfway Down]
English Lang.	Do the given Worksheet.
Cursive Writing	Do Page No. 6 to 13
Comprehension Book	Read and Complete the exercises of Ch. 1 to 4
Maths	Do the given worksheet.
Mental Maths	Fill page no. 3,5,6,7,13,14,15,17,19,22,23. Note: Complete the exercise of till 3E. Learn tables 2 to 15
Science	Prepare Unit Test – I Syllabus
S.St	Prepare Unit Test – I Syllabus



Here are some more suggestions that we feel will make your vacation more enjoyable:

1. Revise the course done in all the subjects till now and complete your pending assignments if any.
2. Try to take up a summer activity at home only, spend some time doing yoga, exercise, meditation etc. for mental health and physical fitness.
3. Perform weekend cleanliness tasks.

We also seek the support of Parents to keep a supervisory eye and lend support and motivation to the children. Their guidance and encouragement can go a long way in bringing out the talent of the students.

ENGLISH

1. **Creative writing** encourages kids to exercise their mind and imagination. It boosts their ability to broaden their thoughts and express them in their own words. Choose **any 2 topics** of your choice and write creative writing (**8-10 lines**) using **similes** like as busy as a bee, as happy as a lark, as sweet as honey etc.

*I like offline classes /online classes!

*Healthy food is the best!

*Plants my good pals (friends)!

*The things that make me happy...

*My routine in holidays!

2. ***Read the paragraph carefully –**

*Make one table on an **A4 sheet**

*Find out any **five verbs and write their forms** in the given table-

Amita walks to the zoo. She sees some crazy things. The monkey swings on a tree. The lion jumps out of the cage. Three ostriches eat hungrily. An otter goes down the hill. Beautiful parrots sing sweetly. Amita looks and listens all day long until it is time to leave. At home, Amita tells her brother all about her fun trip to the zoo.

e.g-

Verb (Form1)	Verb (past)	Verb (past participle)
Walk	walked	walked

3. Watch this movie 'Niko and the way to the Stars'.

<https://youtu.be/d5uHnukAbjY>

*Write **5 new words** and **frame sentences** with them.

*Did you enjoy the movie? Why or why not?

4. Read any page of your **Main Course Book** and keep practicing for it to show in class. Make sure to give **wonderful expressions** while reading the content.

NOTE: You can do the given work in comment sheet or A4 sheet.

HINDI

1. अपनी कल्पना शक्ति से 'पौष्टिक आहार' पर दो स्लोगन लिखें।
2. दिए गए लिंक को ध्यान से देखो और लिखो कि हमें आँखों की कमजोरी दूर करने के लिए किन हरी सब्जियों को खाना चाहिए?

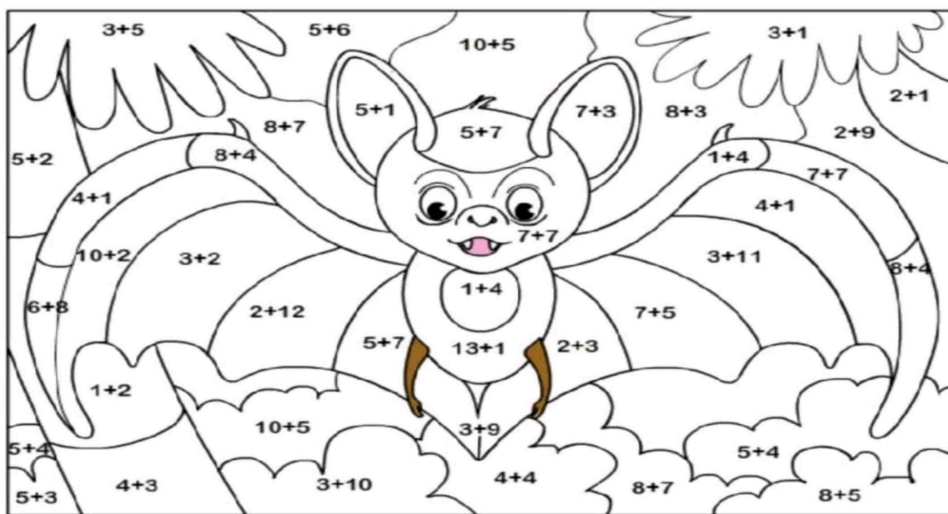
<https://youtu.be/XsXA85ZgjFI>

नोट : ऊपर दिया गया कार्य अपनी हिंदी कार्य पुस्तिका में करें।

MATHS

Q1) Innovating with geometrical shapes is so much fun. Prepare some healthy snacks by using cucumber, carrots, tomatoes, onions and bread slices in different shapes like triangle, circle, rectangle and square. Click the photos of your dish and paste them on A4 sheets or any sheets available at your home.

Q2) Add the given numbers and colour the picture.



green	8, 4, 13	yellow	9, 15,
pink	10, 6,	blue	15, 11
gray	12, 5, 14	brown	7, 3

SCIENCE

1. Make a chart of Living and Non living things by pasting the pictures.

2. Take a small pot and grow any one of the herbs with the medicinal value. Example: Tulsi, mint, wheatgrass etc.

Make a healthy drink using such plants/herbs. Click a picture of the drink which you make and upload it when asked to do so.

SOCIAL SCIENCE

1) **“Health is a state of complete harmony of the body, mind and spirit”.**

Spices are very important as food and medicines. It plays a vital role in Indian food since long time. The role of spices is to increase the taste and are used as flavouring, colouring and preservative agents.

Take few spices from your kitchen and make a spice chart in your notebook.

I can help the Earth by Reducing, Reusing and Recycling.

Prepare something with the waste material :

XXXXXXXXXXXXXXXXXXXXXXX

Lil's Bagiva Pre School (SGOI)
Holiday Homework
Subject - English Language
Class -III

Q-1) Circle the Subject and underline the predicate.

1. Ram's brother is quite sick.
2. William Shakespeare wrote Romeo and Juliet and many other famous plays.
3. The boys were playing nearby.
4. The cattle are grazing in the green field.
5. The baby is sleeping peacefully.

Q-2) Change the kinds of sentences as directed.

1. The computer was not working.(Assertive)

2. All the students have assembled in the exam hall. (Interrogative)

3. Are there any restrictions? (Assertive)

4. Is this a beautiful girl? (Exclamatory)

5. Can you please help me? (Imperative)

Q-3) Fill in the blanks with a /an /the

1. I ate ____ egg and ____ slice of toast for breakfast.
2. ____ Nile is ____ longest river.
3. I saw ____ one legged man crossing ____ road.
4. Mrs. Jain lives in ____ United States of America.
5. Mala is married to ____ European gentleman.

Q-4) Encircle the common nouns and underline the proper nouns in the following sentences:

1. King Arthur was a noble king.
2. The author wrote a crime novel.
3. The captain steered the ship from hitting the iceberg.
4. The old judge passed a unique judgement.
5. The Milky Way is a big galaxy.

Q-5) Change the singulars to plurals in the given sentences below:

1. Child is playing in the park.

2. The student is making a noise in the class.

3. The man was watching the movie.
4. The knife is using for cut the vegetables.
5. The student is studying in the class.

Q-6) Match the following-

Match the gender-specific nouns with their correct counterparts.

- | | |
|---------------|---------------|
| 1. King. | a) Lady |
| 2. Bride | b) Bridegroom |
| 3. Actress. | c) Actor |
| 4. Gentleman. | d) Daughter |
| 5. Son. | e) Queen |

Q-6) Rewrite the sentences with changing the gender in the given below.

1. The king rules the kingdom with wisdom and justice.

2. The bride looked absolutely stunning in her dress.

3. The madam has left her purse at the counter.

4. The lioness protects her cubs ferociously.

5. The man runs a successful business downtown.

Q-7) Write a composition on "My Summer Vacation".(100 Words)
Draw the lines for your convenience.

Holiday Worksheet
Subject- Mathematics
Class - III

Q.1 Write the number names in Indian numeration system.

- a. 2,423
- b. 3,085
- c. 1,476
- d. 5,006

Q.2 Write the numerals for the following.

- a. One thousand three hundred sixty eight
- b. Four thousand nine hundred four
- c. Eight thousand thirty one
- d. Three thousand ninety nine

Q.3 Write the successor and predecessors of the following numbers.

- a. 4,799
- b. 6,098
- c. 5,655
- d. 1,735

Q.4 Write the following Ascending and Descending order for the following.

- a. 1,678 ; 2,092 ; 6,678 ; 5,902
- b. 5,963 ; 8,901 ; 6,714 ; 7,213
- c. 9,213 ; 7,652 ; 5,354 ; 3,159
- d. 3,475 ; 2,472 ; 6,473 ; 9,471

Q.5 Circle the greatest and underline the smallest number.

- a. 2,123 ; 7,243 ; 7,120 ; 2,247
- b. 4,423 ; 9,321 ; 9,234 ; 6,123
- c. 2,125 ; 5,412 ; 2,214 ; 5,123
- d. 2,568 ; 6,569 ; 7,654 ; 6,852

Q.6 Tick (✓) the even numbers and encircle (O) the odd numbers:

5	16	38	63	87	89	100	106	111
135	124	157	178	201	206	387	260	275

Q.7 Write the expanded notation for the following.

- a. 1,963
- b. 5,842
- c. 2,990
- d. 6,521

Q.8 Write the expanded form for the following.

- a. 6,210
- b. 4,113
- c. 5,443
- d. 2,692

Q.9 Form a Greatest and Smallest number from the following digit.

- a. 7,8,5,2
- b. 1,0,4,2
- c. 3,6,2,4
- d. 5,2,1,3

Q.10 Write the even number just after:

42 _____

64 _____

80 _____

102 _____

126 _____

184 _____

238 _____

442 _____

378 _____

408 _____

520 _____

662 _____

Lil's Bagiya Pre School (SGOI)

Worksheet

कक्षा - III

विषय- हिंदी व्याकरण

प्रश्न -१ उचित विकल्प चुनिए -

- (क) 'हिंदी दिवस' कब मनाया जाता है ?
(i) १४ सितम्बर (ii) १५ सितम्बर (iii) १४ नवम्बर (iv) १४ जनवरी
- (ख) किस भाषा की लिपि देवनागरी है ?
(i) हिंदी (ii) मराठी (iii) पंजाबी (iv) संस्कृत
- (ग) शब्दों का मेल क्या कहलाता है ?
(i) शब्द (ii) वाक्य (iii) स्वर (iv) मात्रा
- (घ) 'आगरा, जया, शिवाजी' कौन - सी संज्ञा है ?
(i) व्यक्तिवाचक संज्ञा (ii) जातिवाचक संज्ञा (iii) भाववाचक संज्ञा (iv) द्रववाचक संज्ञा
- (ङ) हिंदी में स्वरों की संख्या कितनी है ?
(i) ११ (ii) १३ (iii) ३३ (iv) १६
- (च) केरल में कौन कौन सी भाषा बोली जाती है ?
(i) तेलुगु (ii) तमिल (iii) कन्नड़ (iv) मलयालम

प्रश्न -२ दिए गए शब्दों के वर्ण - विच्छेद कीजिए -

- (क) काला - (ख) कवूतर - (ग) खिड़की -
(घ) पुस्तक - (ङ) अध्यापक - (च) तलवार -

प्रश्न ३ संयुक्त व्यंजनों से एक एक शब्द बनाकर वाक्य में प्रयोग कीजिए -

व्यंजन	शब्द	वाक्य प्रयोग
क्ष =		
त्र =		
ज्ञ =		
श्र =		

प्रश्न ४ दी गयी मात्राओं से शब्द बनाकर वाक्य प्रयोग कीजिए -

मात्रा	शब्द	वाक्य प्रयोग
(क) ऐ की मात्रा =		
(ख) ओ की मात्रा =		
(ग) ऊ की मात्रा =		
(घ) ऋ की मात्रा =		
(ङ) ए की मात्रा =		
(च) ई की मात्रा =		
(छ) औ की मात्रा =		
(ज) उ की मात्रा		

प्रश्न ५ निम्नलिखित वर्ण- विच्छेदों से शब्द बनाइए -

- (क) स्+अ+र+अ+ल्+अ+स्+आ =
(ख) ग्+उ+र+उ+ज्+अ+न्+अ =
(ग) क्+औ+श्+अ+ल्+अ =
(घ) क्+ऐ+ल्+आ+श्+अ =
(ङ) क्+ऋ+प्+इ =

(च) र् + ऊ + म् + आ + ल् + अ =

प्रश्न ६ निम्नलिखित अशुद्ध शब्दों को शुद्ध कीजिए -

- | | |
|--------------|---------------|
| (क) नदीयाँ = | (ख) कचौरी = |
| (ग) अजुर्न = | (घ) भेरिया = |
| (घ) गांव | (ङ) परिक्षा = |
| (छ) किरपा = | (च) रँगगा = |

प्रश्न ७ निम्नलिखित अशुद्ध वाक्यों को शुद्ध कीजिए -

- | अशुद्ध वाक्य | शुद्ध वाक्य |
|-------------------------------|-------------|
| (क) दस लड़की पढ़ रही हैं। | |
| (ख) मैंने हंस पड़ी। | |
| (ग) लता बड़ा मीठी गता है। | |
| (घ) श्याम ने मुझे आगरा दिखाई। | |

प्रश्न ८ शब्दों का सही क्रम करके वाक्य लिखिए -

- (क) विद्यालय मेरा है घर पास के।
(ख) फुटबाल मैदान में रहे हैं खेल बच्चे।
(ग) कमल खिले हैं तालाब में अनेक।
(घ) मुझे अच्छा लगता है भीगन वर्षा में।
(ङ) हँसी चूटकुला सुनकर गयी मुझे आ।
(च) चुग चिड़िया रही है दाना।

प्रश्न -९ रेखांकित शब्दों का लिंग बदलकर वाक्य फिर से लिखिए -

- (क) छात्रा पाठशाला में पढ़ने जा रहे है।
(ख) ब्रिटेन के सम्राट कौन थे ?
(ग) मालिक नौकर से काम कराता है।
(घ) मालिन पुजारिन को फूल देती है।
(ङ) युवक ने अपनी जान देकर पिताजी की रक्षा की।
(च) रूपवान पुरुष पर सबकी नज़र पड़ती है।

प्रश्न -१० रेखांकित शब्दों के वचन बदलकर वाक्य फिर से लिखिए -

- (क) यहाँ एक पेड़ है।
(ख) बच्चा खेलता है।
(ग) डालियाँ सुन्दर लगाती है।
(घ) वह जमीन पर लेट गया।
(ङ) पेड़ से पत्ते टूटकर गिरे।
(च) मंच पर लकड़ी नाच रही है।

प्रश्न -११ निम्नलिखित शब्दों में उचित स्थान पर अनुवार (-) व अनुनासिक (-)

लगाइए-

- | | |
|--------------|---------------|
| (क) बगाल = | (ख) वासुरी = |
| (ग) अँधेरा = | (घ) प्रारंभ = |
| (ङ) महंगा = | (च) चदन = |
| (छ) पतंग = | (ज) पाच = |

प्रश्न-१२ निम्नलिखित गिनतियों को हिंदी में लिखिए -

(क) 11 =

(ख) 29 =

(ग) 45 =


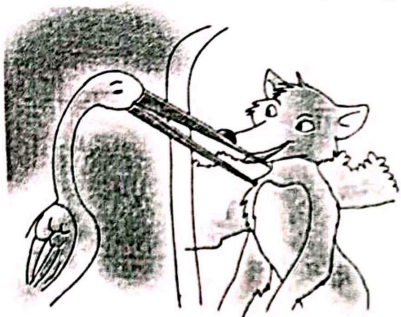
(घ) 39 =

(ङ) 27 =

(च) 15 =

दिए गए चित्रों को ध्यान से देखिए और उनके आधार पर कहानी लिखिए।

2. जैसा करोगे, वैसा भरोगे



6. चित्र को ध्यान से देखिए और वर्णन कीजिए-



7. 'मेरा प्रिय शिक्षक/शिक्षिका' विषय पर अनुच्छेद लिखिए।