

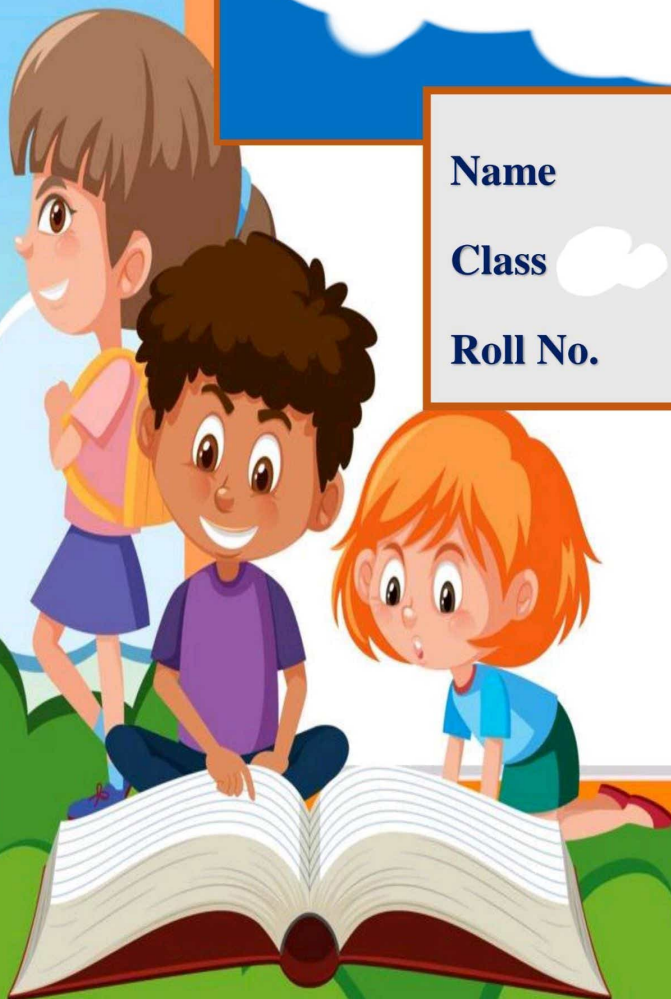
Lil's Baqiya, Keshav Nagar Kanpur


Summer Holiday Homework

Name : _____

Class : _____

Roll No. : _____





Lil's Bagiya, Keshav Nagar Kanpur

Class 1

*Little homework, easy to be done, Lesser studies and lots of fun,
Playing and talking and watching videos, Fun continues till we meet soon !!!*


Dear Parents,

Vacation is a welcome break! So why not utilize this golden period for something different. Gear up and utilize your time in the best possible manner. Go ahead with some unique fun activities with your kids. Let's cheer for the 3R's- Rejuvenation, Relaxation and Rebonding !

Some tips to make this summer vacation different: -

- Encourage your child to wake up early to see the rising sun.
- Show them different type of plants and animals through animated videos to enhance their knowledge.
- Keep his/her evening lively and interesting with indoor sports.
- Encourage your ward to eat healthy food.
- Spend quality time with your child.
- Have a **bedtime story** session with your ward!
- Converse in English with your child.
- Stay hydrated.
- Ask your child to wash his/her hands frequently.
- Teach your child to dress-up smartly.
- Involve you child in household chores like dusting, watering the plants, laying dinner table and so on.

Have a happy, healthy & fun packed vacation!!!!



Lil's Bagiya, Keshav Nagar Kanpur

Class-1

Holiday Homework

Summer Vacation is a time full of fun games and activities. With that there are a lot of other things which you can do. For that we have planned some interesting work to make your summer full of creativity. So, go ahead and enjoy your summer break.

GUIDELINES FOR HOLIDAY HOMEWORK

- Holiday homework has to be done under the parental guidance.
- It must be done in a very neat and presentable manner.
- Revise the work done in the month of April and May for all subjects.
- Make your own time table to organize your daily routine like watching television, playing with friends, studying etc.
- Watch informative channels like Discovery kids, Animal Planet, YouTube Kids etc. to enhance your knowledge.
- Converse in English with your parent.
- Holiday Homework should be submitted in a folder by 4th July 2025(Thursday). It must be labelled properly with the name, class and roll number of the child.

Looking forward to see you soon.

HAPPY HOLIDAYS!

GUIDELINES FOR HOLIDAY ACTIVITY

- Revise and Practise all the work done (in all subjects) in the month of April and May.
- Do one page of English and Hindi cursive handwriting everyday in your practise notebook.
- Read the chapters already done in the month of April and May.

ENGLISH

Reading enhances our language skills and develops fluency. It allows us to express our thoughts and ideas better. Children can click on the given links to develop their reading skills in a fun and frolic way through different reading games and activities.

Stories: <http://storyweaver.org.in/>

Reading games: <https://www.roythezebra.com/reading-games.html>

Reading games: <https://www.roythezebra.com/reading-games/spell-consonant-digraph-ch-words.html>

HINDI

बचपन और कहानियों का एक अलग ही नाता है। यह कहानियां ही तो हैं, जो जिंदगी की छोटी से छोटी सीख बड़े ही सहज और सरल तरीके से दे जाती हैं और इसी सीख पर निर्भर करता है बच्चों का व्यक्तित्व। नीचे दिए गए लिंक की सहायता से इन कहानियों को देखें और पढ़ें। कहानियाँ: <http://storyweaver.org.in/>

नीचे दी गई एप्प को डाउनलोड करें और अपनी शब्दावली बढ़ाएँ। इसमें दिए गए जानवरों, पक्षियों, फलों, कपड़ों आदि के नाम को आप हिंदी अथवा अंग्रेजी में पढ़ व सुन सकते हैं।

हिंदी सीखें : <https://play.google.com/store/apps/details?id=com.myappbooks.learnenglishhindi>

MATHS

Students can enjoy playing Mathematical games by clicking on the given links and make their concepts clear and stronger in a fun way.

After, Before and Between- <https://www.topmarks.co.uk/learning-to-count/blast-off>

Ascending and Descending Order- <https://www.topmarks.co.uk/ordering-and-sequencing/caterpillar-ordering>

Addition and Subtraction - <https://www.topmarks.co.uk/learning-to-count/chopper-squad>

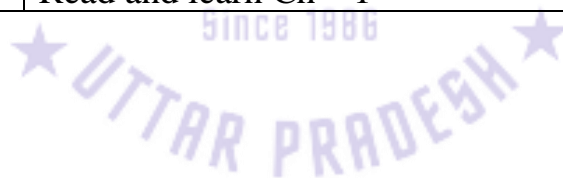


Lil's Bagiya

HOLIDAY HOMEWORK

CLASS – I

Subject	Holiday Work
Hindi	Read and learn Ch – 1 to 4. Do one page writing daily. Do the given worksheet. Learn Unit – I Syllabus
English	Read and learn Ch – 1,2 and Poem {I See Me} Write one page writing daily. Do the given worksheet. Do the given page numbers – 9,10,11,12 and 13 in Cursive Writing.
Maths	Do the given worksheet. Learn table 2 to 5. Learn and Write Days name and Month name in Mental Math book. Do the given page numbers – 13,14,15,16,17 and 18 in Mental Math book.
Science	Prepare Chapter – My Body and Sense Organs.
S.St	Prepare Chapter – This is me and My Family.
Computer	Read and learn Ch – 1



Add the numbers.

T O

4 2

+ 1 2

T O

5 3

+ 2 5

T O

6 4

+ 3 3

T O

3 8

+ 1 0

T O

1 4

+ 2 5

T O

2 0

+ 3 8

T O

3 7

+ 4 2

T O

4 0

+ 3 0

T O

3 3

+ 5 4

T O

6 1

+ 2 5

T O

5 2

+ 3 2

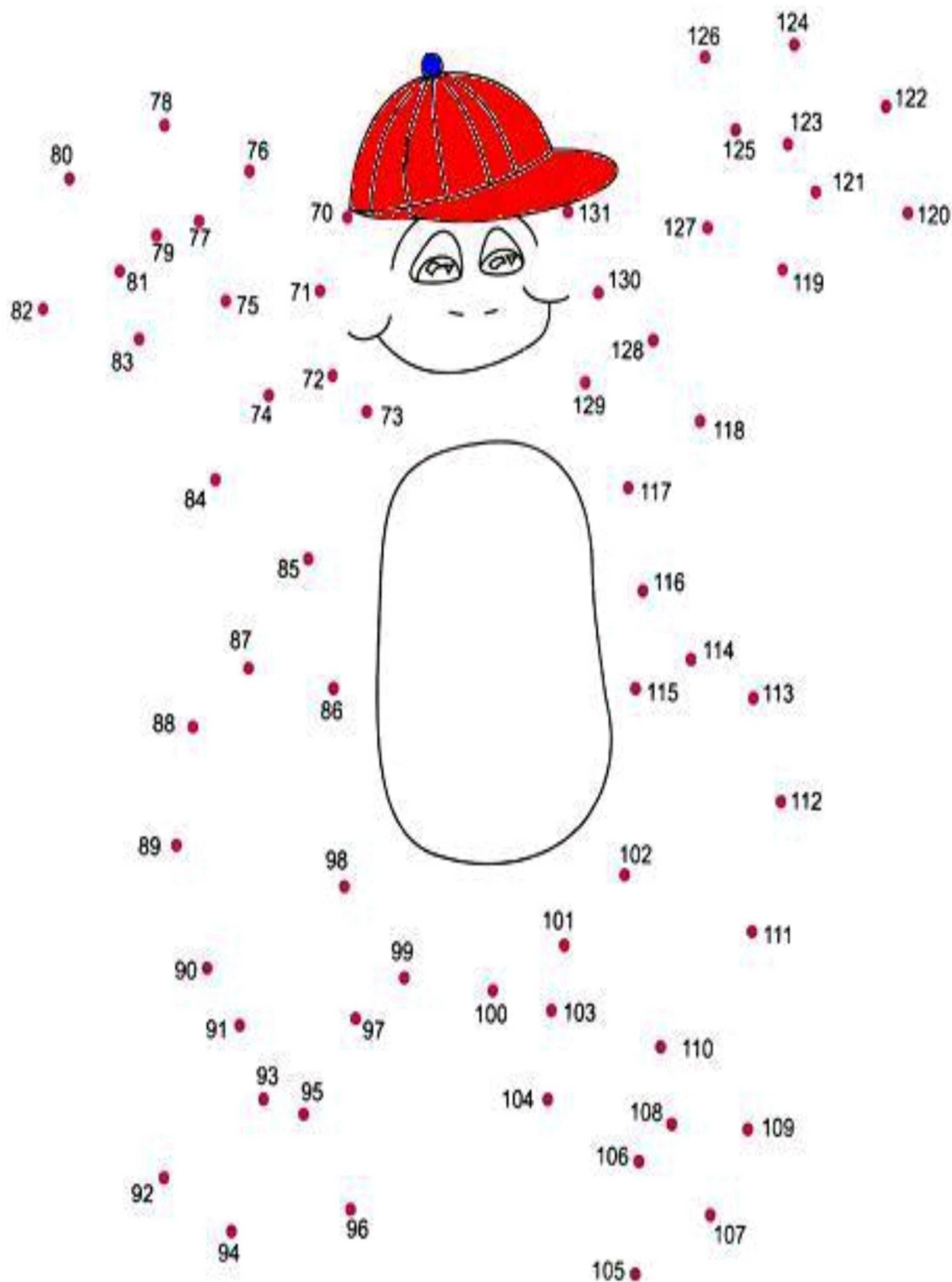
T O

8 2

+ 4 4



Join the dots from 70-131 and find out what you have made. Also, colour it.



Put the sign(>,< or =).



11 ○ 20

2 ○ 5

19 ○ 18

9 ○ 1

12 ○ 17

10 ○ 10

14 ○ 15

8 ○ 3

23 ○ 23

22 ○ 29

30 ○ 25

28 ○ 27

ENVIRONMENTAL SCIENCE

Fill in the blanks from the words given in the help box.

see - smell - hear - touch - taste

I can _____ with my eyes.

I can _____ with my ears.

I can _____ with my hands.


I can _____ with my nose.

I can _____ with my tongue.



Look at the images and write the correct sense used.

Sight - Smell - Hearing - Touch - Taste



Activity -

Kindly make the following collage as per the given Roll No(Pictures are for reference only).

Use your creativity to make it innovative.



Body Parts

Roll No -1 to 13



Sense Organs

Roll No -14 to 25

Let's have fun by clicking on the following links.

Rhyme Time: My Body : <https://youtu.be/-6-Q1yTE54>

Story Time: I love my family : <https://youtu.be/rjnxA2QvWbl>

Genius Time: Easy experiments: <https://www.youtube.com/watch?v=fhWxTThlyWo>

Best out of waste: Prepare an **Eco-friendly Tissue Box** by using waste material.

Material required to prepare an Eco-friendly Tissue Box : a small box, white paper, black marker, scissors, glue, tape and few tissues.



Follow these directions to prepare an Eco-friendly Tissue Box-

Take the small box and cut a hole in it. The hole should be big enough. Use your own creativity to decorate the small box. Now put a few tissues in the box and your beautiful tissue box is ready. Sample picture has been shared with you.

ENGLISH

Sight words

Choose the correct sight words.

and I the like see

1. I can ____ the bird!



2. The boy ____ girl play a game.



3. I ____ to eat ice-cream.



4. ____ man is tall.



5. ____ am five!



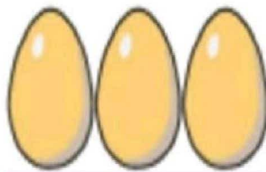
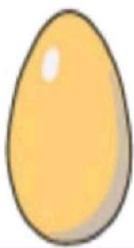

Write one and many for the following.



boy



boys



Fill in the blanks with This or That.

1. _____ is a cap.



2. _____ is a dog.



3. _____ is a boy.



4. _____ is a toy.



5. _____ is a flower.




6. _____ is a ball.

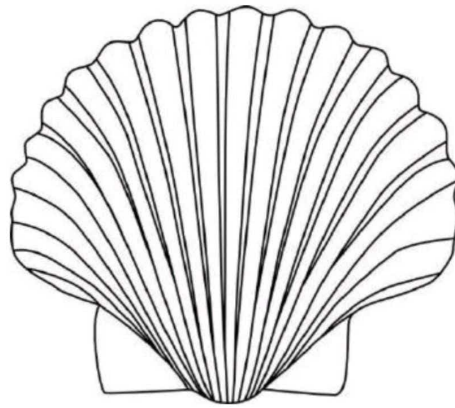




7. _____ is a bed.



Name the following pictures with 'sh' and 'ch' sound words.



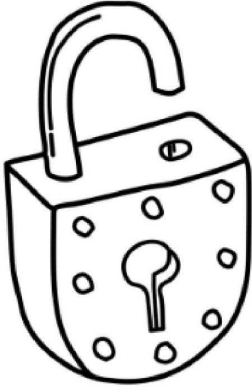






दिए गए क्रॉसवर्ड ग्रीड में छुपे हुए शब्द ढूँढें और चित्रों में रंग भरें-

ता	खा	ती	गा	बा	ना
ला	ट	र	ज	ल	क
बा	द	ल	र	क	ह
ज	हा	ज	छा	ता	ल
आ	म	गा	य	व	वा
क	मी	ज़	ह	न	ई



लिल्स वगिया स्कूल
कार्य प्रपन
कक्षा - १


१. वर्णमाला पूरी कीजिए -


(क) अ — — ई उ — ऋ
— — ओ — — अः


(ख) क — — ड
— छ — झ —
ट — — ण
त — —
प — —
— — व
श — —
क्ष — ञ




२. चित्र देखकर उसके विलोम लिखिए -




(क)  दिन —

(ख)  हँसना —



(ग)  छोटा —

(घ)  गरम —

३. फूलों तथा फलों में रंग भरिए तथा उसके नाम लिखिए -

(क)  — (ख)  — (ग)  —

वस्तुओं को पहचानकर उनके नाम लिखें और रंग भरें -




COMPUTER

Activity-1:

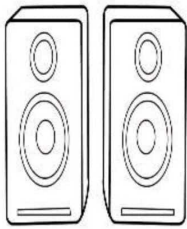
Identify and match the computer parts with their names.



1. Keyboard



2. Mouse



3. Monitor



4. CPU




5. Speakers


I. Put 'a' or 'an' correctly before the following words :

- | | | |
|------------------|----------------|--------------------|
| 1. <u>a</u> king | 6. _____ owl | 11. _____ egg |
| 2. _____ apple | 7. _____ table | 12. _____ uncle |
| 3. _____ orange | 8. _____ chair | 13. _____ umbrella |
| 4. _____ map | 9. _____ book | 14. _____ honest |
| 5. _____ artist | 10. _____ ass | 15. _____ paper |


II. Colour the given flowers with 'Pink' if it is a singular noun and with 'Red' if it is a plural noun.




Pillows




Camera




Toffees




Mug




Chalks



Watch



Combs



Spoon

III. Put a circle around the singular nouns and a square around the plural nouns.

bulbs

matchbox

fingers

bats

jug

paintbrush

kittens

shirts

rose

chef

carrot



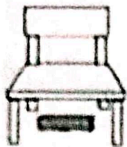




tigers

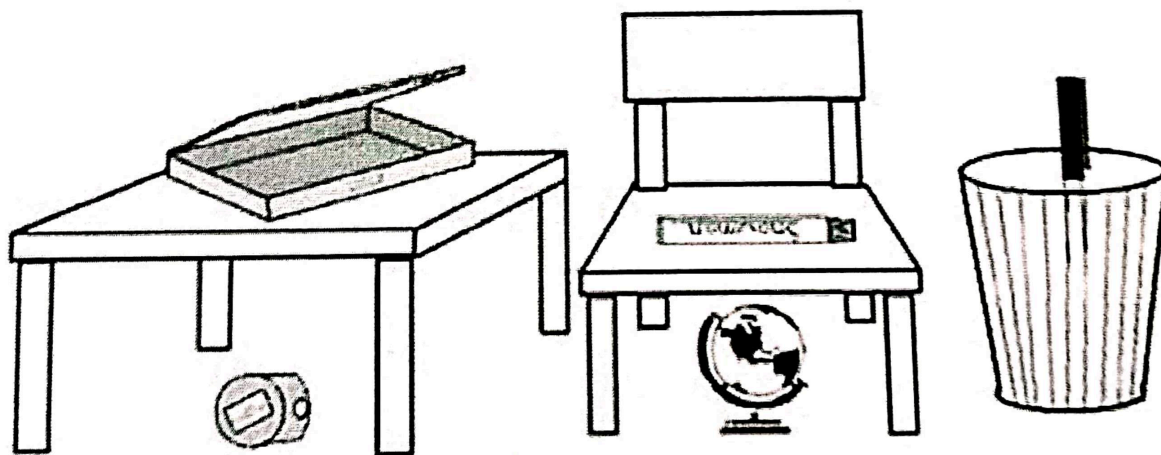
house

tables

toy

V. Fill in with 'in', 'on', 'under'!

1.  The book is _____ the table.
2.  The pencil is _____ the pencil case.
3.  The duster is _____ the chair.
4.  The book is _____ the chair.
5.  The globe is _____ the chair.
6.  The duster is _____ the _____.
7.  The sharpener is _____.



- Where is the pencilcase? _____
- Where is the pen? _____
- Where is the sharpener? _____
- Where is the boardmarker? _____
- Where is the paper bin? _____
- Where is the globe? _____

SGOI (Lil's Bagiya Pre School)
Holiday Worksheet
Subject - Maths
Class - I

1. Add it

$\begin{array}{r} 2 \\ + 4 \\ \hline \end{array}$	$\begin{array}{r} 1 \\ + 7 \\ \hline \end{array}$	$\begin{array}{r} 1 \\ + 6 \\ \hline \end{array}$	$\begin{array}{r} 2 \\ + 7 \\ \hline \end{array}$
$\begin{array}{r} 1 \\ + 4 \\ \hline \end{array}$	$\begin{array}{r} 1 \\ + 2 \\ \hline \end{array}$	$\begin{array}{r} 4 \\ + 2 \\ \hline \end{array}$	$\begin{array}{r} 3 \\ + 4 \\ \hline \end{array}$
$\begin{array}{r} 4 \\ + 3 \\ \hline \end{array}$	$\begin{array}{r} 3 \\ + 2 \\ \hline \end{array}$	$\begin{array}{r} 6 \\ + 1 \\ \hline \end{array}$	$\begin{array}{r} 3 \\ + 1 \\ \hline \end{array}$

2. Linear Addition

- a. $3+4=$ b. $3+5=$ c. $6+3=$ d. $3+3=$
- e. $7+3=$ f. $8+3=$ g. $9+3=$ h. $10+3=$
- a. $2+5=$ b. $6+2=$ c. $7+2=$ d. $8+2=$
- e. $2+1=$ f. $2+2=$ g. $2+3=$ h. $2+4=$

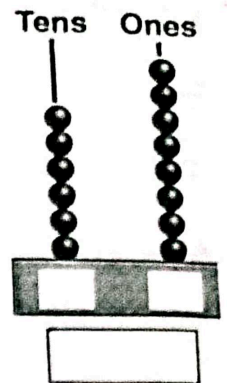


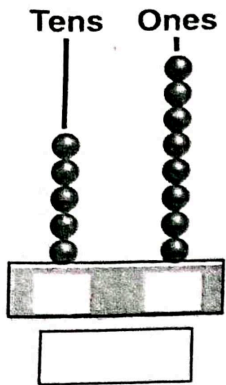
3. Write the number names :



- | | | |
|-------------|-------------|-------------|
| a. 56 _____ | b. 59 _____ | c. 63 _____ |
| d. 64 _____ | e. 55 _____ | f. 68 _____ |
| g. 73 _____ | h. 88 _____ | i. 94 _____ |
| j. 67 _____ | k. 70 _____ | l. 99 _____ |

4.

Count on the abacus and fill in the blanks.



5.

Draw the correct number of beads on the abacus.

